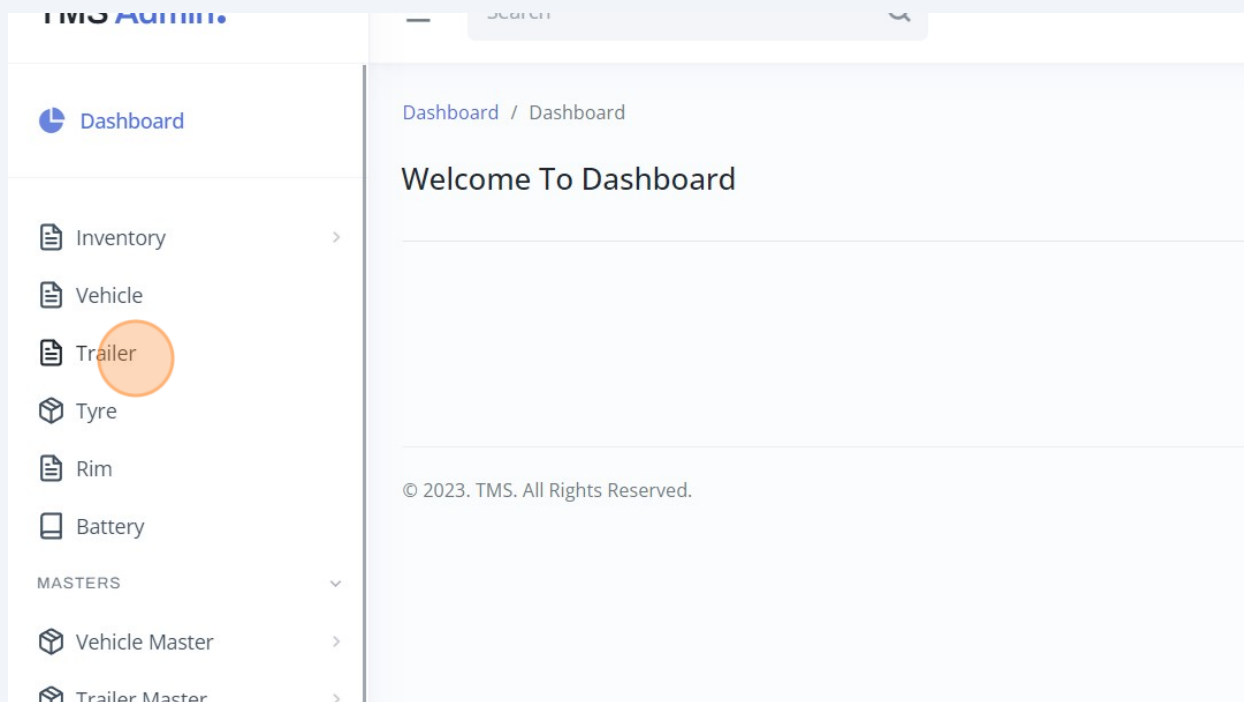


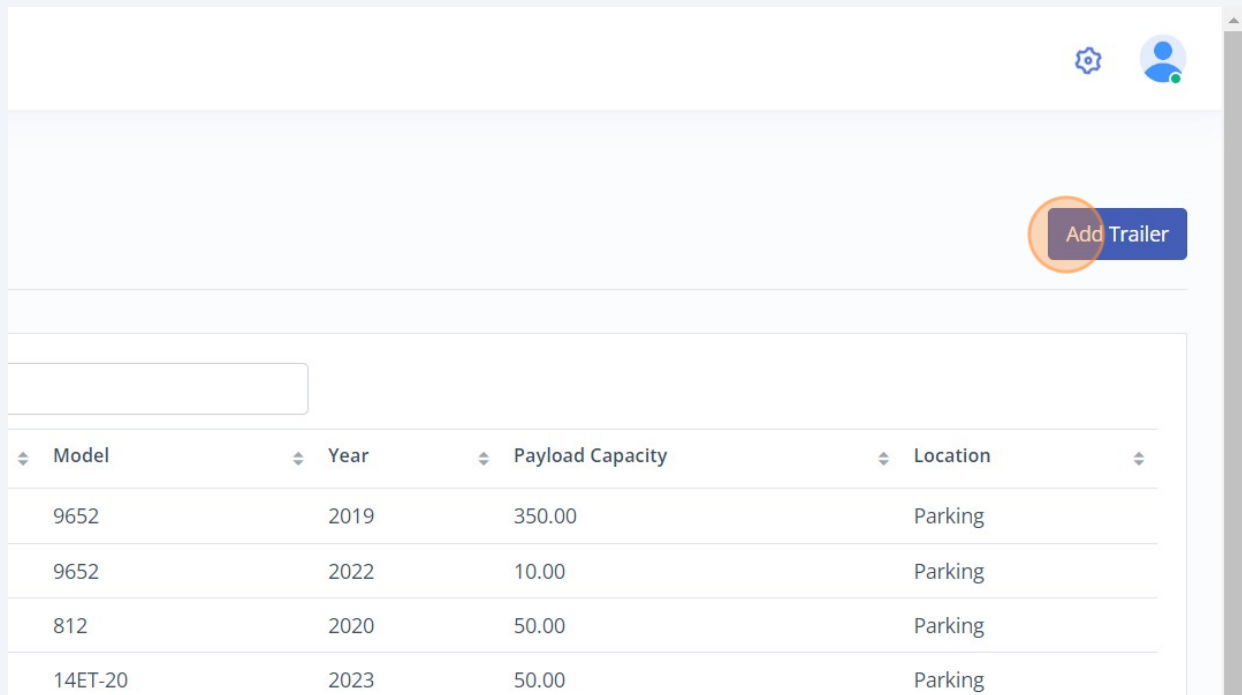
Guide: How to Add a Trailer

1 Navigate to <https://tms.megamarket.ltd/>

2 Click "Trailer"



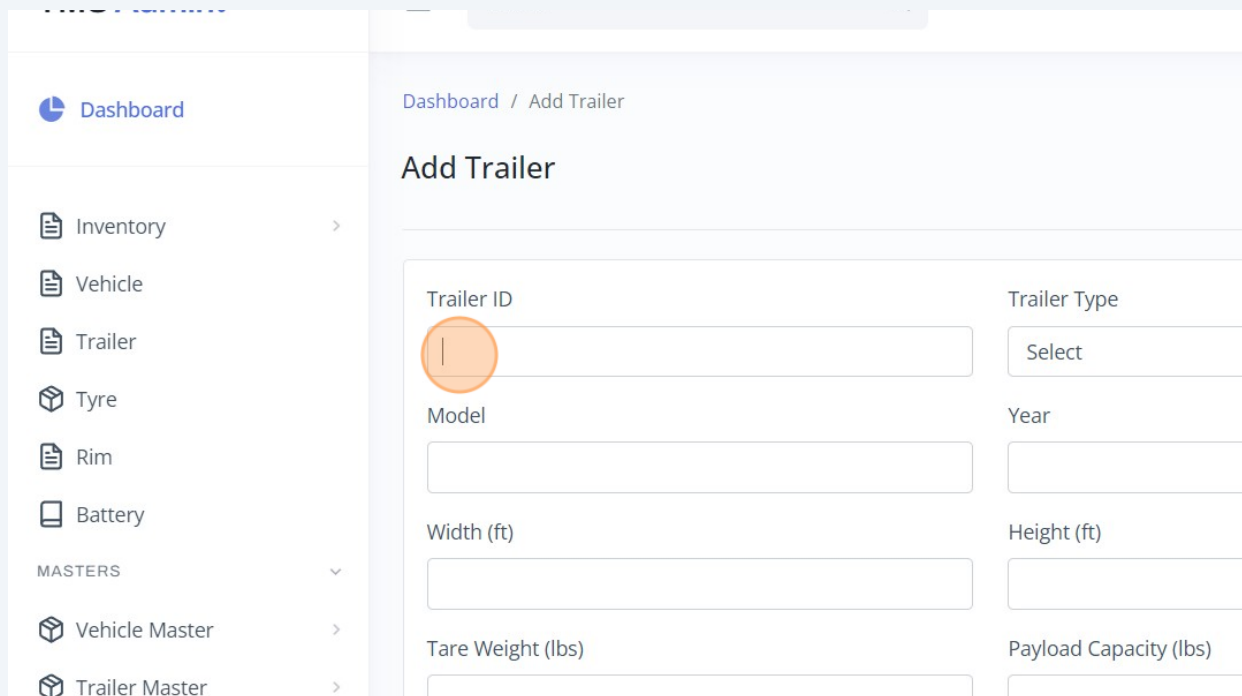
3 Click "Add Trailer"



The screenshot shows a web application interface. At the top right, there are icons for settings and a user profile. Below these, there is a blue button labeled "Add Trailer" which is circled in orange. Below the button is a table with the following columns: Model, Year, Payload Capacity, and Location. The table contains four rows of data.

| Model | Year | Payload Capacity | Location |
|---------|------|------------------|----------|
| 9652 | 2019 | 350.00 | Parking |
| 9652 | 2022 | 10.00 | Parking |
| 812 | 2020 | 50.00 | Parking |
| 14ET-20 | 2023 | 50.00 | Parking |

4 Click this text field.



The screenshot shows a web application interface with a sidebar menu on the left and a main content area on the right. The sidebar menu includes links for Dashboard, Inventory, Vehicle, Trailer, Tyre, Rim, Battery, and a section for MASTERS with links for Vehicle Master and Trailer Master. The main content area is titled "Add Trailer" and contains a form with the following fields: Trailer ID (circled in orange), Trailer Type (Select), Model, Year, Width (ft), Height (ft), Tare Weight (lbs), and Payload Capacity (lbs).

Dashboard / Add Trailer

Add Trailer


| | |
|----------------------|------------------------|
| Trailer ID | Trailer Type |
| <input type="text"/> | Select |
| Model | Year |
| <input type="text"/> | <input type="text"/> |
| Width (ft) | Height (ft) |
| <input type="text"/> | <input type="text"/> |
| Tare Weight (lbs) | Payload Capacity (lbs) |
| <input type="text"/> | <input type="text"/> |

5 Type "T566343"

6 Click this dropdown.

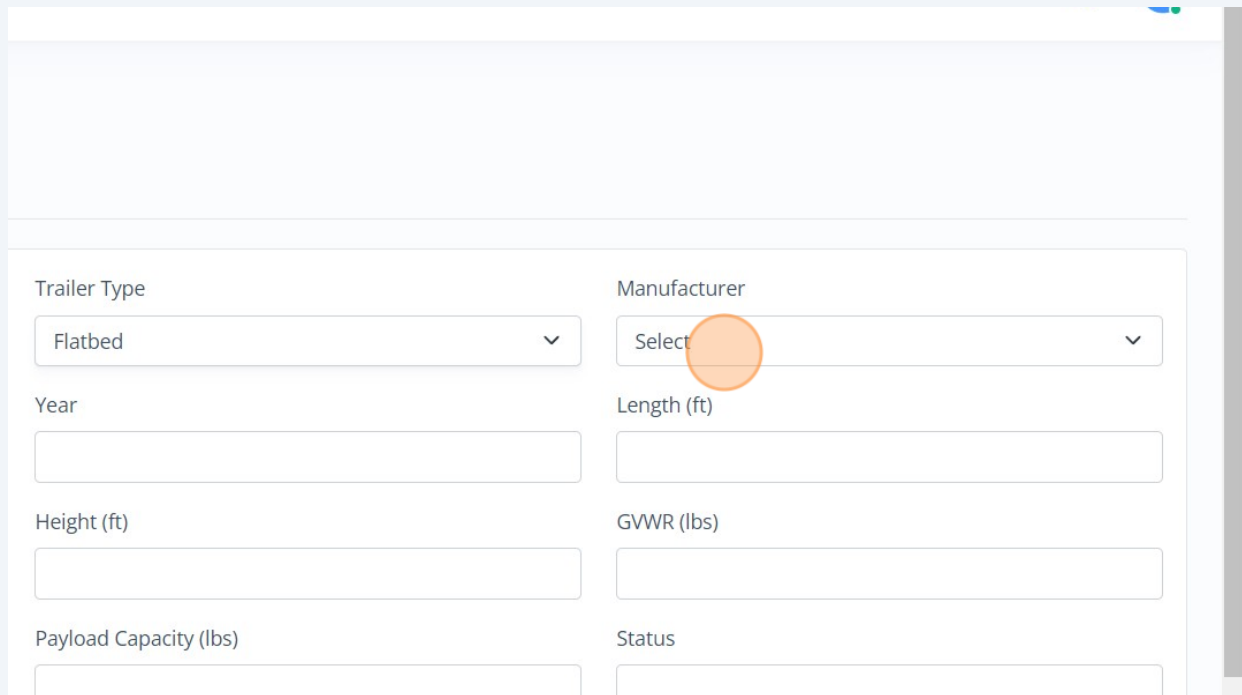
/ Add Trailer

Trailer

| | | |
|---|---|--|
| <input type="text" value="3"/> | <div>Trailer Type</div> <div>Select </div> | <div>Manufacturer</div> <div>Select</div> |
| <input type="text"/> | <div>Year</div> <div><input type="text"/></div> | <div>Length (ft)</div> <div><input type="text"/></div> |
| <input type="text"/> | <div>Height (ft)</div> <div><input type="text"/></div> | <div>GVWR (lbs)</div> <div><input type="text"/></div> |
| <div>Weight (lbs)</div> <div><input type="text"/></div> | <div>Payload Capacity (lbs)</div> <div><input type="text"/></div> | <div>Status</div> <div><input type="text"/></div> |

7

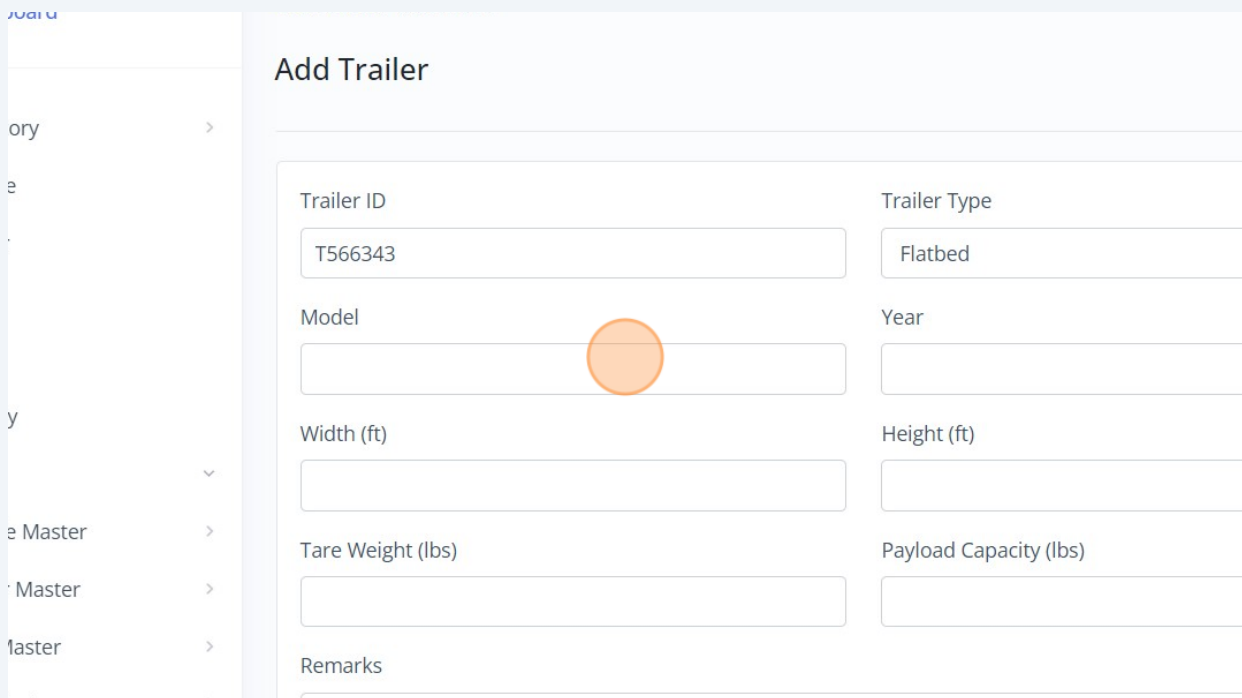
Click this dropdown.



A screenshot of a web form with two columns of fields. The first column contains 'Trailer Type' (a dropdown menu with 'Flatbed' selected), 'Year' (a text input), 'Height (ft)' (a text input), and 'Payload Capacity (lbs)' (a text input). The second column contains 'Manufacturer' (a dropdown menu with 'Select' selected, highlighted by an orange circle), 'Length (ft)' (a text input), 'GVWR (lbs)' (a text input), and 'Status' (a text input).

8

Click this text field.



A screenshot of a web application showing a sidebar on the left and a main content area. The sidebar has a search bar and a list of items with expand/collapse icons. The main content area is titled 'Add Trailer' and contains a form with the following fields: 'Trailer ID' (text input with 'T566343'), 'Trailer Type' (dropdown menu with 'Flatbed'), 'Model' (text input, highlighted by an orange circle), 'Year' (text input), 'Width (ft)' (text input), 'Height (ft)' (text input), 'Tare Weight (lbs)' (text input), 'Payload Capacity (lbs)' (text input), and 'Remarks' (text input).

9 Type "OutBack DLX"

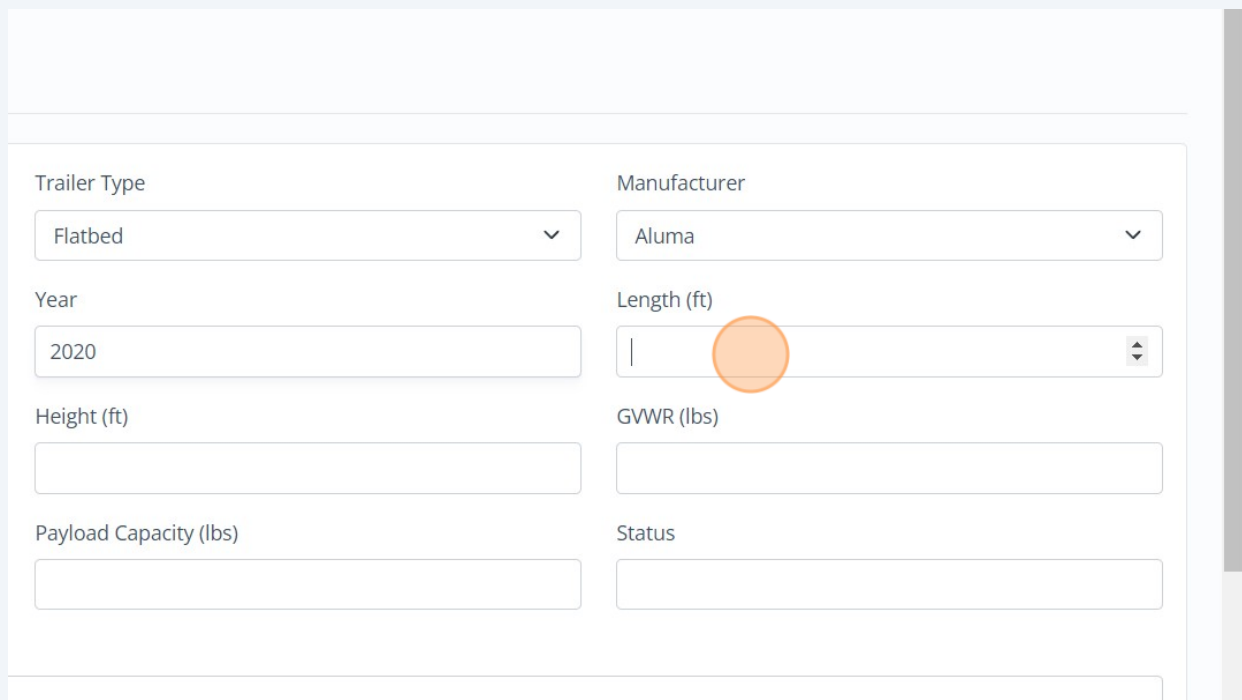
10 Click this number field.

Trailer

| | | |
|------------|------------------------|--------------|
| 3 | Trailer Type | Manufacturer |
| 43 | Flatbed | Aluma |
| ck DLX | Year | Length (ft) |
| t) | Height (ft) | GVWR (lbs) |
| ight (lbs) | Payload Capacity (lbs) | Status |
| 5 | | |

11 Type "2020"

12 Click this number field.



The screenshot shows a form for entering trailer details. It is organized into two columns. The left column contains fields for 'Trailer Type' (a dropdown menu showing 'Flatbed'), 'Year' (a text input with '2020'), 'Height (ft)' (an empty text input), and 'Payload Capacity (lbs)' (an empty text input). The right column contains fields for 'Manufacturer' (a dropdown menu showing 'Aluma'), 'Length (ft)' (a text input with a vertical cursor and an orange circle highlighting it), 'GVWR (lbs)' (an empty text input), and 'Status' (an empty text input). The form is set against a light gray background with a white border.

| | |
|------------------------|--------------|
| Trailer Type | Manufacturer |
| Flatbed | Aluma |
| Year | Length (ft) |
| 2020 | |
| Height (ft) | GVWR (lbs) |
| | |
| Payload Capacity (lbs) | Status |
| | |

13 Type "12"

14 Click this number field.

The screenshot shows a software interface with a sidebar menu on the left and a main form area on the right. The sidebar menu includes the following items: 'Inventory' (with a dropdown arrow), 'Vehicle', 'Trailer', 'Tyre', 'Rim', 'Battery', 'MASTERS' (with a dropdown arrow), 'Vehicle Master', 'Trailer Master', 'Tyre Master', 'Rim Master', and 'Tyre Master'. The main form area contains the following fields: 'Trailer ID' (with value 'T566343'), 'Trailer Type' (with value 'Flatbed'), 'Model' (with value 'OutBack DLX'), 'Year' (with value '2020'), 'Width (ft)' (with an orange circle highlighting the input field), 'Height (ft)' (empty), 'Tare Weight (lbs)' (empty), 'Payload Capacity (lbs)' (empty), and 'Remarks' (empty). A blue circle with a red dot is located at the bottom of the sidebar menu.

15 Type "6"

16 Click this number field.

| | | |
|------|------------------------|--------------|
| | Trailer Type | Manufacturer |
| | Flatbed | Aluma |
| | Year | Length (ft) |
| X | 2020 | 12 |
| | Height (ft) | GVWR (lbs) |
| | 1 | |
| lbs) | Payload Capacity (lbs) | Status |
| | | |
| | | |
| | | |

17 Type "6"

18 Click this number field.

| | |
|------------------------|--------------|
| Trailer Type | Manufacturer |
| Flatbed | Aluma |
| Year | Length (ft) |
| 2020 | 12 |
| Height (ft) | GVWR (lbs) |
| 4 | |
| Payload Capacity (lbs) | Status |
| | |

19 Type "3500"

20 Click this number field.

| | |
|--|--|
| <div><div>Vehicle</div><div>Trailer</div><div>Tyre</div><div>Rim</div><div>Battery</div><div>MASTERS</div><div>Vehicle Master</div><div>Trailer Master</div><div>Tyre Master</div><div>Rim Master</div><div>Battery Master</div></div> | <div><div>Trailer ID</div><div>T566343</div></div> <div><div>Trailer Type</div><div>Flatbed</div></div> <div><div>Model</div><div>OutBack DLX</div></div> <div><div>Year</div><div>2020</div></div> <div><div>Width (ft)</div><div>6</div></div> <div><div>Height (ft)</div><div>6</div></div> <div><div>Tare Weight (lbs)</div><div></div></div> <div><div>Payload Capacity (lbs)</div><div></div></div> <div><div>Remarks</div><div></div></div> |
|--|--|

21 Type "1200"

22 Click this number field.

| | | |
|--------------------|------------------------|--------------|
| Trailer ID | Trailer Type | Manufacturer |
| 566343 | Flatbed | Aluma |
| Model | Year | Length (ft) |
| OutBack DLX | 2020 | 12 |
| Width (ft) | Height (ft) | GVWR (lbs) |
| | 6 | 3500 |
| Gross Weight (lbs) | Payload Capacity (lbs) | Status |
| 200 | | |
| Remarks | | |
| | | |
| | | |

23 Type "2300"

24 Click this text field.

| | |
|------------------------|--------------|
| Trailer Type | Manufacturer |
| Flatbed | Aluma |
| Year | Length (ft) |
| 2020 | 12 |
| Height (ft) | GVWR (lbs) |
| 6 | 3500 |
| Payload Capacity (lbs) | Status |
| 2300 | |

25 Type "Available"

26 Click this field.

| | | |
|--|------------------------|--------------|
| | Trailer Type | Manufacturer |
| | Flatbed | Aluma |
| | Year | Length (ft) |
| | 2020 | 12 |
| | Height (ft) | GVWR (lbs) |
| | 6 | 3500 |
| | Payload Capacity (lbs) | Status |
| | 2300 | Available |
| | | |
| | | |
| | | |

27 Type "Brand New"

28 Click "Submit"

Vehicle

Trailer

Tyre

Rim

Battery

MASTERS

Vehicle Master

Trailer Master

Tyre Master

Rim Master

Battery Master

6

Tare Weight (lbs)

1200

Remarks

Brand New

Submit

6

Payload Capacity (lbs)

2300

29 Click "Flatbed"

Inventory

Vehicle

Trailer

Tyre

Rim

Battery

MASTERS

Vehicle Master

Trailer Master

Tyre Master

Rim Master

Trailer List

Type a keyword...

| No | Type | Make | Model |
|----|---------|-------------|-------------|
| 1 | Flatbed | Aluma | OutBack DLX |
| 2 | Utility | Featherlite | 9652 |
| 3 | Select | Select | 9652 |
| 4 | Select | Select | 812 |
| 5 | Select | Select | 14ET-20 |
| 6 | Select | Select | OutBack DLX |

Showing 1 to 6 of 6 results